

FOSHAN SUNRAY WINDOWS LIMITED COMPANY



 FOSHAN SUNRAY WINDOWS LIMITED COMPANY

 2 Floor, Building 2, No.3, Zhaonan Chuangye Middle Road, Zhaoda Village, Shishan Town, Nanhai District, Foshan City

 +86-187-1887-0981

# FACADE WINDOW PRODUCT CATALOG



Our mission is to bring sunshine and fresh air into every building , every home, and every corner, creating a harmonious and beautiful intelligent world where humans and nature coexist.

# Facade Window

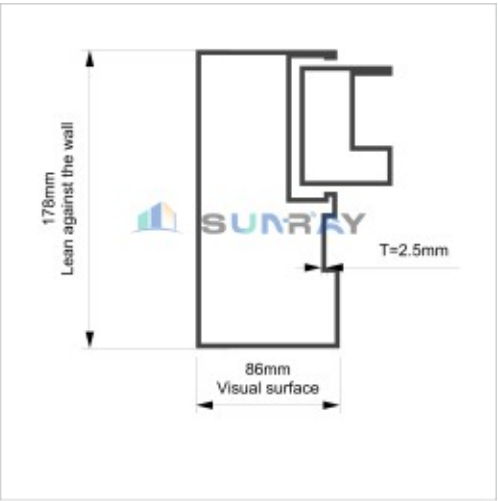
FACADE WINDOWS, DECORATE LIFE, ILLUMINATE MOOD,  
BECOME A PART OF A BETTER LIFE

# SR-V178

## WINDOW SCREEN INTEGRATED LIFTING WINDOW

Applicable space: balcony windows, living room exterior windows, floor-to-ceiling windows, facade windows	Glass configuration: √ 6mm+20Ar+6mm O 8mm+15Ar+8mm O 8mm+1.52pvb+8mm
Opening method: electric lift	Smart configuration: √ One-piece motorized screen
Surface Treatment: Fluorocarbon	√ Tubular Motor
Processing technology: glue injection and corner code splicing	√ Wireless Solar Rain Sensor
Profile material: 6063-T5 aluminum profile	√ Wireless remote
Profile specifications: the average thickness of the profiles is 2.5mm Against the wall 178mm / visible surface 84.6mm	√ All-in-one Smart Touch
Customization range: open fan width 1200~3000mm Overall height≤2700mm Fixed fan unlimited	√ Child lock function
	√ Infrared electronic sensor anti-pinch
	√ Mobile Remote Control
	O Voice Control
	O Smart Home System

Note: Glass configuration and intelligent configuration are optional,  
√ means standard, O means optional



## Product features

### Innovative integrated electric screen window design

HD anti-static electric screen window blends with window frame, offering safety, easy installation, mosquito-proofing, ventilation, and unobstructed view.

### Broken bridge structure design, durable and quieter

The structure design of the broken bridge, the car-grade tempered hollow glass, and the sliding wear-resistant rubber strip fully ensure airtightness and watertightness.

### Infrared anti-pinch system, intimate child lock function

Infrared anti-pinch function automatically senses and prevents pinching; child lock function prevents unauthorized opening of windows by children.

### Using 304 stainless steel double chain, double security

The chain can bear a maximum load of 600kg, and the whole window safety coefficient is once again upgraded, providing better security.

### Smart touch, one key lift

All-in-one smart touch, better waterproof, high-end smart, beautiful and elegant, Simple and convenient operation.

### Personalized intelligent matching system

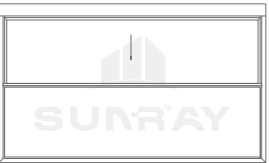
Provide personalized intelligent matching system, mobile phone remote control, voice control, and Smart home systems are seamlessly connected to enjoy a "safe, healthy and comfortable" life.



front view



side view




single fan



Single fan plus single side fixed or L-shaped



Single fan plus bilateral fixed or U-shaped



Multiple combination





Open the balcony windows and let the sunshine flood your heart. Here we empathize with nature, feel the change of seasons and listen to the whisper of the wind. Let the mind and the world outside the window to connect, experience the peace and beauty. Balcony window, not only is the landscape of the home, but also the home of the soul.







# SR-V162S2

## TWO-STAGE LIFTING WINDOW

Applicable space: balcony windows, living room exterior windows,  
floor-to-ceiling windows, facade windows

Opening method: electric lift

Surface Treatment: electrostatic powder treatment

Processing technology: glue injection and corner code splicing

Profile material: 6063-T5 aluminum profile

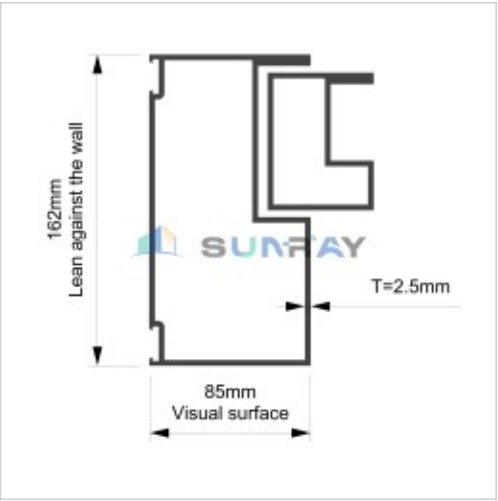
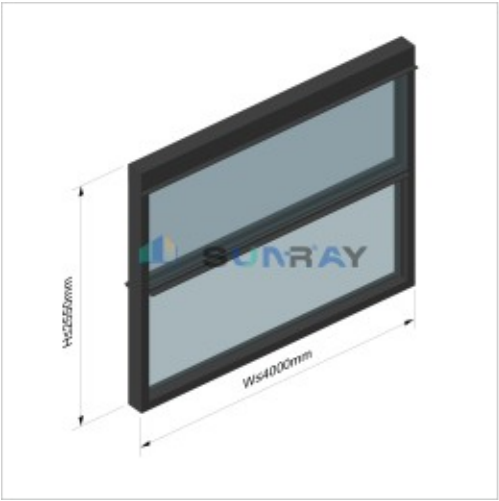
Profile specifications: the average thickness of the profiles is 2.5mm  
Against the wall 162mm / visible surface 84.6mm

Customization range: open fan width 1200~4000mm  
Overall height≤2700mm  
Fixed fan unlimited

Glass configuration: ✓ 6mm+20Ar+6mm  
○ 8mm+15Ar+8mm  
○ 8mm+1.52pvb+8mm

Smart configuration: ✓ Tubular Motor  
✓ Integrated touch screen controller  
✓ Wall remote control  
✓ Wall remote control  
✓ Child lock function  
✓ Infrared electronic induction anti pinch  
✓ Wireless solar rain sensor  
○ Electric screen  
○ Voice Control  
○ Smart Home System

Note: Glass configuration and intelligent configuration are optional,  
✓ means standard, ○ means optional



## Product features

### Down is the guardrail, closed is the window

Safety protection, ventilation and transparency are correct, balcony guard rails, windows are dual-purpose, warm in winter Cool in summer, practical and high value.

### 360-degree panoramic view, large ventilation

Large field of vision, large-area opening of window sash, panoramic wide field of vision effect, better Lighting and ventilation.

### Infrared anti-pinch system, intimate child lock function

Infrared anti-pinch function, automatic induction to prevent pinch; child lock function, anti-pinch Prevent children from opening the windows without authorization to play and play, and always take care of them.

### Rain sensing, automatic window closing when it rains

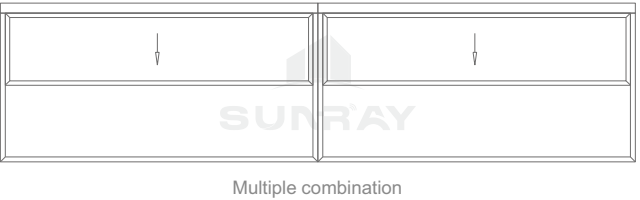
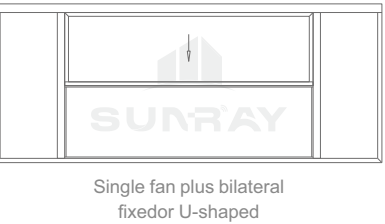
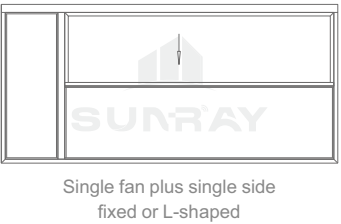
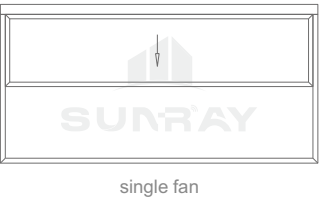

It's raining and forgetting to close the window? Don't worry, the rain sensor senses rain Help you close the window.

### All-in-one smart touch, one-key lift

Integrated intelligent touch, remote control one-key lift, high-end intelligence, beautiful and generous, Simple and convenient operation.

### Personalized intelligent matching system

Provide personalized intelligent matching.system, mobile APP remote control, voice control,It is seamlessly connected with the smart home system,and can be configured with screen windows and windproof, shutters to create Variable multipurpose space.







Find the true breath of life from the advanced space style,Functional space and ornamental scenes can be freely switched between rotations,Stacked and combined in a perceptual way,leaving a deep imprint on the understanding of life.The swimming pool and the room are separated by lift windows.The endless invincible view makes the bedroom and the sea view without limitation! in busyand irritable days,Peace of mind and poetry are more precious.











Balcony window, witnessed too many stories, but also carries too much emotion. It is a corner of the home, but also a haven for the soul. Here, we share happy times with our families, talk with friends, and dialog with ourselves.



# SR-V162S3

## THREE -STAGE LIFTING WINDOW

Applicable space: balcony windows, living room exterior windows,  
floor-to-ceiling windows, facade windows

Opening method: electric lift

Surface Treatment: electrostatic powder treatment

Processing technology: glue injection and corner code splicing

Profile material: 6063-T5 aluminum profile

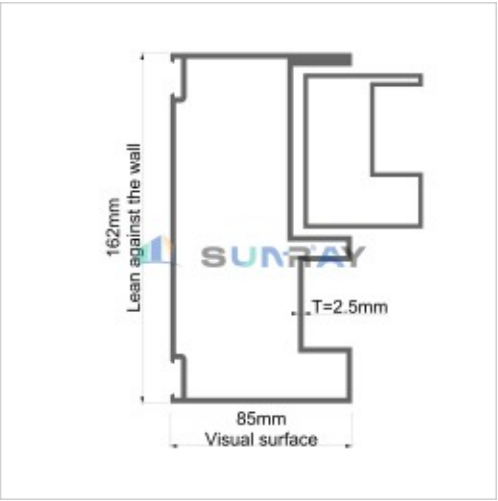
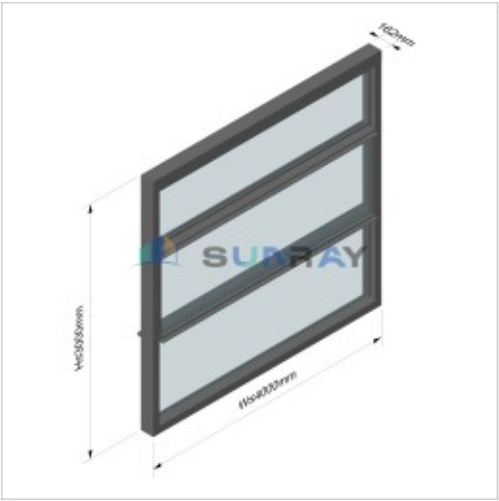
Profile specifications: the average thickness of the profiles is 2.5mm  
Against the wall 162mm / visible surface 84.6mm

Customization range: open fan width 1200~4000mm  
Overall height≤3200mm  
Fixed fan unlimited

Glass configuration: √ 6mm+20Ar+6mm  
O 8mm+15Ar+8mm  
O 8mm+1.52pvb+8mm

Smart configuration: √ Tubular Motor  
√ Wireless Solar Rain Sensor  
√ Wireless remote  
√ All-in-one Smart Touch  
√ Child lock function  
√ Infrared electronic sensor anti-pinch  
√ Mobile Remote Control  
O Electric screen  
O Voice Control  
O Smart Home System

Note: Glass configuration and intelligent configuration are optional,  
√ means standard, O means optional



## Product features

### Fixed up and down, the middle section is open, the gospel of super high-rise

Designed specifically for high-rise buildings, with two fixed windows on top and bottom, providing safety and ventilation, the middle part opens for convenient viewing while ensuring warmth in winter and coolness in summer.

### 360-degree panoramic view, large ventilation

Large field of vision, large-area opening of window sash, panoramic wide field of vision effect, better Lighting and ventilation.

### Infrared anti-pinch system, intimate child lock function

Infrared anti-pinch function, automatic induction to prevent pinch; child lock function, anti-pinch Prevent children from opening the windows without authorization to play and play, and always take care of them.

### Rain sensing, automatic window closing when it rains

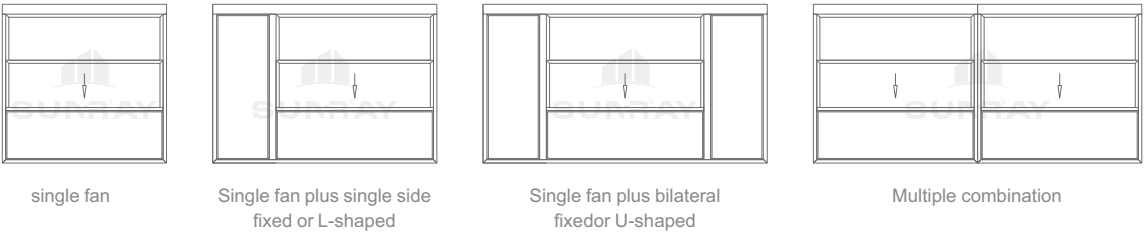
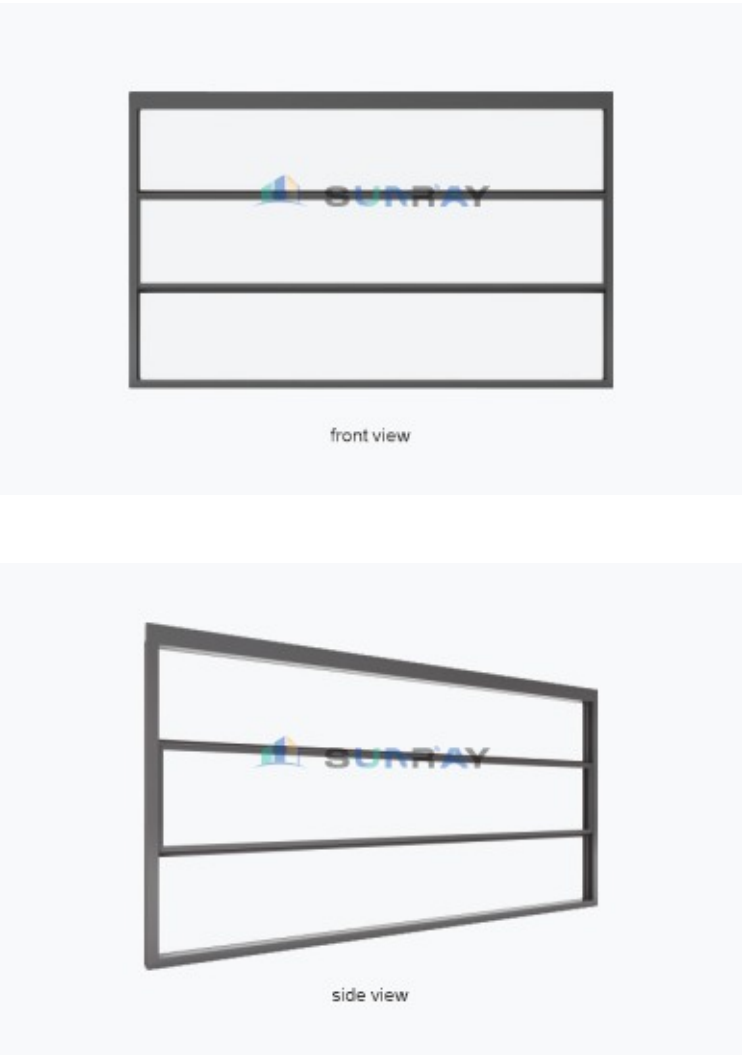
It's raining and forgetting to close the window? Don't worry, the rain sensor senses rain Help you close the window.

### All-in-one smart touch, one-key lift

Integrated intelligent touch, remote control one-key lift, high-end intelligence, beautiful and generous,Simple and convenient operation.

### Personalized intelligent matching system

Provide personalized intelligent matching.system, mobile APP remote control, voice control,It is seamlessly connected with the smart home system,and can.be configured with screen windows and windproof, shutters to create Variable multipurpose space.











**"No matter how strong the wind or how deep the snow, I will stand guard over you. In the chilly season, I will be your warm refuge. I will protect you from all sides, just to make you feel the endless love and care."**



# SR-V258S3

## THREE-STAGE LIFTING WINDOW

Applicable space: balcony windows, living room exterior windows,  
floor-to-ceiling windows, facade windows

Opening method: electric lift

Surface Treatment: electrostatic powder treatment

Processing technology: glue injection and corner code splicing

Profile material: 6063-T5 aluminum profile

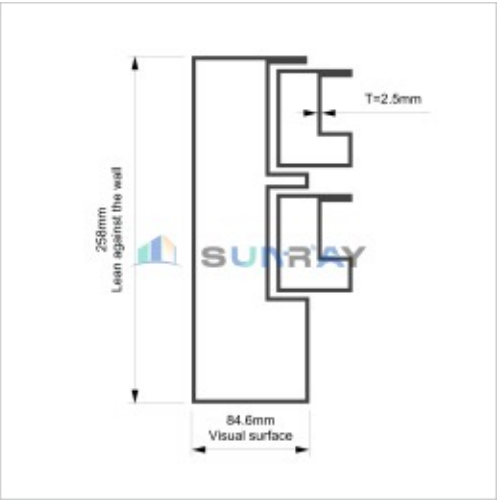
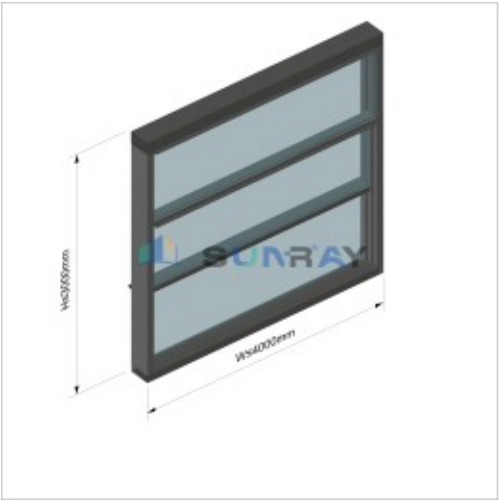
Profile specifications: the average thickness of the profiles is 2.5mm  
Against the wall 258mm / visible surface 84.6mm

Customization range: open fan width 1200~3500mm  
Overall height≤3500mm  
Fixed fan unlimited

Glass configuration: ✓ 6mm+20Ar+6mm  
○ 8mm+15Ar+8mm  
○ 8mm+1.52pvb+8mm

Smart configuration: ✓ Tubular Motor  
✓ Wireless Solar Rain Sensor  
✓ wireless remote  
✓ All-in-one Smart Touch  
✓ Child lock function  
✓ Infrared electronic sensor anti-pinch  
✓ Mobile Remote Control  
○ Electric screen  
○ Voice Control  
○ Smart Home System

Note: Glass configuration and intelligent configuration are optional,  
✓ means standard, ○ means optional



## Product features

### Solve the high design of the opening

Combining practical experience, designed specifically for high openings, with two windows that can be lowered for safety and ventilation, providing convenient viewing while ensuring warmth in winter and coolness in summer.

### 360-degree panoramic view, large ventilation

Large field of vision, large-area opening of window sash, panoramic wide field of vision effect, better Lighting and ventilation.

### Infrared anti-pinch system, intimate child lock function

Infrared anti-pinch function, automatic induction to prevent pinch; child lock function, anti-pinch Prevent children from opening the windows without authorization to play and play, and always take care of them.

### Rain sensing, automatic window closing when it rains

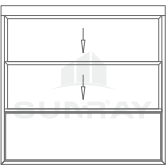
It's raining and forgetting to close the window? Don't worry, the rain sensor senses rain Help you close the window.

### All-in-one smart touch, one-key lift

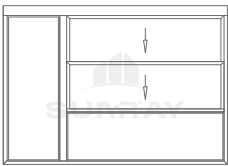
Integrated intelligent touch, remote control one-key lift, high-end intelligence, beautiful and generous, Simple and convenient operation.

### Personalized intelligent matching system

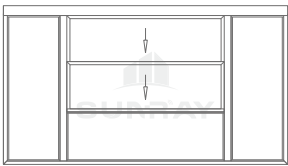
Provide personalized intelligent matching system, mobile APP remote control, voice control, It is seamlessly connected with the smart home system, and can be configured with screen windows and windproof, shutters to create Variable multipurpose space.



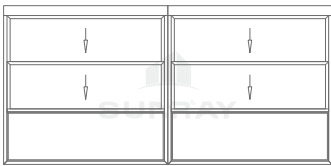
single fan



Single fan plus single side fixed or L-shaped



Single fan plus bilateral fixed or U-shaped



Multiple combination





Sunray, a brand that brings design back to rationality. In the soul of minimalism, we explore the boundless field of vision. Every inch of space holds infinite potential. Electric windows amplify the appearance of the balcony, an essential part of every home. Connect with nature through smart windows that are popular in modern homes with closed balconies. Make your home safer, smarter, warmer, and more comfortable. Understand your needs and better appreciate your life. Sunray, elevating design to enhance your life.





SUNRAY



# SR-V108R

## ELECTRIC TOP HUNG WINDOW

Applicable space: balcony windows, living room exterior windows, floor-to-ceiling windows, curtain walls

Opening method: electric facade suspension

Surface Treatment: electrostatic powder treatment

Processing technology: glue injection and corner code splicing

Profile material: 6063-T5 aluminum profile

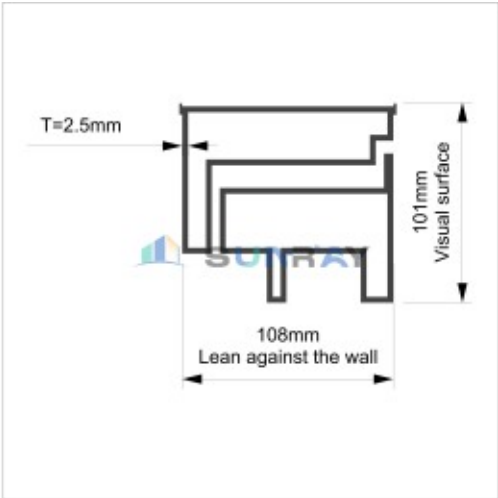
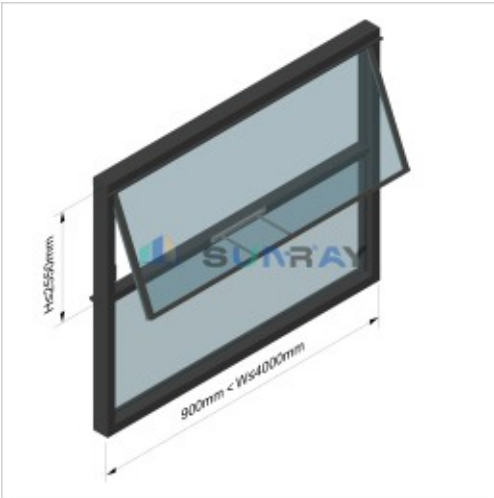
Profile specifications: the average thickness of the profiles is 3.0mm  
Against the wall 108mm / visible surface 76.5mm

Customization range: open fan width 900~4000mm  
Opening fan height 500-2700mm  
Fixed fan unlimited

Glass configuration: ✓ 6mm+20Ar+6mm  
O 8mm+15Ar+8mm  
O 8mm+1.52pvb+8mm

Smart configuration: ✓ DC Geared Motor  
✓ Wireless solar rain sensor  
✓ Integrated touch screen controller  
✓ Wall remote control  
✓ Children Lock  
✓ Mobile Remote Control  
O Electric screen  
O Voice Control  
O Smart Home System

Note: Glass configuration and intelligent configuration are optional,  
✓ means standard, O means optional



## Product features

### Open windows for ventilation in rainy days

The design of opening to the outside and hanging to the top can keep the air fresh in rainy days.Effectively block rainwater, Oventilation is healthier.

### Safe and anti-theft, more practical

When closed, the sash is fixed to the window frame on all sides, with good safety and anti-steal performance.

### Outward opening top-hung windows have strong applicability

The open top-hung window prevents the window from occupying indoor space when it is opened, and the window only opens Ministry, no one can come in from the outside, escort your family life.

### Rain sensing, automatic window closing when it rains

It's raining and forgetting to close the window? Don't worry, the rain sensor senses rain Help you close the window.

### All-in-one smart touch, one-key lift

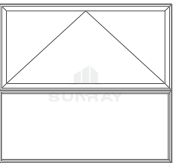
Integrated intelligent touch, remote control one-key lift, high-end intelligence, beautiful and generous,Simple and convenient operation.

### Personalized intelligent matching system

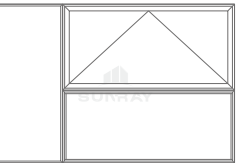
Provide personalized intelligent matching.system, mobile APP remote control, voice control,It is seamlessly connected with the smart home system,and can.be configured with screen windows and windproof, shutters to create Variable multipurpose space.



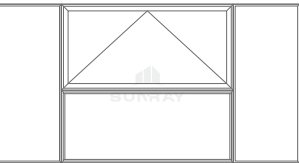
single fan



single fan



Single fan plus single side fixed



Single fan plus two sides fixed





As long as you follow your heart, the way ahead may lead to a new world.

The owner of this case is a post-80s father who runs a bar business. He doesn't like the sameness and doesn't accept the gaudy and flashy style. He pays attention to the experience of space, hopes that the beauty and practicality can fit each other, and wants to feel enlightened with emotions. So there is the combination of the bathroom and the upper hung window. It makes the space more transparent, bright and open while ensuring air circulation.









# SR-V108P

## ELECTRIC FLAT SLIDING WINDOW

Applicable space: balcony windows, living room exterior windows,  
floor-to-ceiling windows, curtain walls

Opening method: electric facade suspension

Surface Treatment: electrostatic powder treatment

Processing technology: glue injection and corner code splicing

Profile material: 6063-T5 aluminum profile

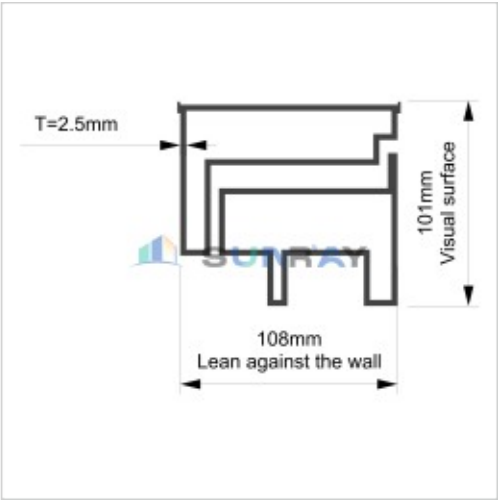
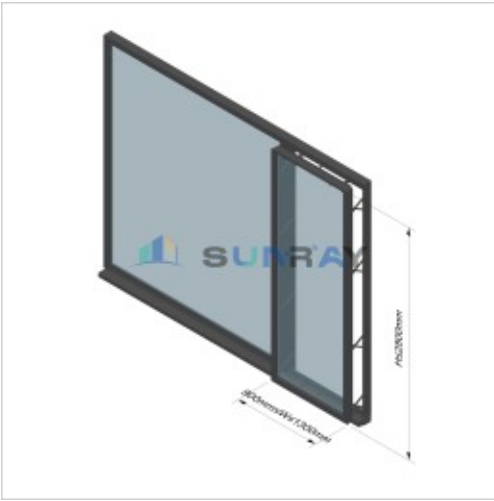
Profile specifications: the average thickness of the profiles is 3.0mm  
Against the wall 108mm / visible surface 76.5mm

Customization range: open fan width 900~1300mm  
Opening fan height ≤2800mm  
Fixed fan unlimited

Glass configuration: ✓ 6mm+20Ar+6mm  
○ 8mm+15Ar+8mm  
○ 8mm+1.52pvb+8mm

Smart configuration: ✓ DC Geared Motor  
✓ Wireless solar rain sensor  
✓ Integrated touch screen controller  
✓ Wall remote control  
✓ Children Lock  
✓ Mobile Remote Control  
○ Electric screen  
○ Voice Control  
○ Smart Home System

Note: Glass configuration and intelligent configuration are optional,  
✓ means standard, ○ means optional



## Product features

### Excellent daylighting rate, healthy and comfortable

With in the range of the open fan, no matter what angle the sun is at, there will be sunlight through. By opening the fan to illuminate the room, making the indoor space healthier.

### Circulating ventilation, efficient ventilation

When the window sash is opened, all sides of the window sash are opened, and the air in and out can be easily formed. Circulation, at the same time, the wind will not blow in directly, increasing the comfort of the home space.

### The facade is neat and the appearance is simple

The opening window and the fixed window have the same appearance, the motor is hidden in the window frame, and the lines are slender. Beautiful, transparent and concise.

### Rain sensing, automatic window closing when it rains

It's raining and forgetting to close the window? Don't worry, the rain sensor senses rain. Help you close the window.

### All-in-one smart touch, one-key lift


Integrated intelligent touch, remote control one-key lift, high-end intelligence, beautiful and generous, simple and convenient operation.

### Personalized intelligent matching system

Provide personalized intelligent matching system, mobile APP remote control, voice control, it is seamlessly connected with the smart home system, and can be configured with screen windows and windproof shutters to create variable multipurpose space.



single fan



Single fan plus single side fixed



Double fan plus middle fixed





Design comes from life but is higher than life. Designers are good at capturing the inner expression of life, have extraordinary insights into real space, and use the flowing air and wandering light, open layouts, advanced color matching and selected decoration to transform the various daily life into upward momentum. By using the open design technique, sliding windows are applied to the outer walls of the living room, expanding the scope of spatial activities. In practical use, lighting, ventilation, and safety are all taken into account, while increasing the interaction and communication between space and nature.








# Selective Color

COLORS CUSTOMIZEBLE (COST DIFFERENT)

Choose a colour from the RAL colour card



SR-YS804




SR-YS824



SR-YS821



SR-YS825




SR-YS822



SR-YS826



SR-YS823



SR-YS827

Note: There may be a certain color difference between the color shown in the product manual and the actual product, and the actual color is subject to the tile feature card.



# Intelligent Accessories

OPTIONAL INTELLIGENT CONFIGURATION SYSTEM

Sunray transmitter

Input voltage: 3V(Cr2450)  
Transmit power: 10 mW  
launching distance: 200 meters in open space,35 meters apart from two walls

Transmission frequency: 433MHz  
Working temperature: -10°C~55°C



Wall mounted transmitter  
SR-QK01



Wall mounted transmitter  
SR-QK15



Handheld transmitter  
SR-YK01



Handheld transmitter  
SR-YK01

Wired scenery and rain

Receiver working voltage: AC230V/50HZ  
Transmitter working voltage: DC3V(batteryCr2430)  
Receiver load power: <36/72W  
Working voltage: DC12V  
Operating frequency: 433.92 MHZ  
Operating temperature:-20°C~+85°C



Wired scenery and rain  
SR-YXFYG1

Wireless solar rain sensor

Solar power: 0.5 W  
Battery capacity: 200 MAH

Operating frequency: 433.92MHz  
Operating temperature: -45°C~+65°C



Wireless solar rain sensor  
SR-TK02

Voice controller

Launch distance: ≤50 meters  
Transmit frequency: 433.92 MHz  
Light source power: 9x0.25W  
Control method: voice control/manual control/WIFI  
Supply voltage: AC100-240V 50/60Hz



Voice controller  
SR-TY60

WIFI transmitter

Launch distance: ≤50 meters  
Transmit frequency: 433.92 MHz  
Light source power: 9x0.25W  
Control method: voice control/manual control/WIFI  
Supply voltage: AC100-240V 50/60Hz



WIFI transmitter  
SR-TY71

Smoke sensor

Working power supply: DC12V-24V,AC220V  
Quiescent currert: ≤2mA  
Alarm current: ≤10mA  
Working temperature: -10°C-50°C  
Alarm mode: netiwork output /LED indigation alarm



Smoke sensor  
SR-TY97



# Installation

INSTALLATION NODE SCHEMATIC

## Installation diagram

